

|                       |   | Statement Showing Shareholding Pattern |                        |  |   |                            |  |                 |
|-----------------------|---|--|------------------------|--|---|----------------------------|--|-----------------|
| Name of the Company : |   | Corporate Courier and Cargo Ltd.       |                        |  |   |                            |  |                 |
| Scrip Code :          |   | 526737                                 | Quarter Ended          |  | 31.03.2008                                  |                            |  |                 |
| Category code         | Category of Shareholder   | Number of Shareholders                 | Total number of shares | Number of shares held in dematerialized form | Total shareholding as a percentage of total |                            | Shares Pledged or otherwise encumbered |                 |
|                       |   |  |                        |  | As a percentage of(A+B) <sup>1</sup>        | As a percentage of (A+B+C) | Number of shares                       | As a percentage |
| (A)                   | <b>Shareholding of Promoter and Promoter Group<sup>2</sup></b>              |  |                        |  |   |                            |  |                 |
| 1                     | <b>Indian</b>   |  |                        |  |   |                            |  |                 |
| (a)                   | Individuals/ Hindu Undivided Family   | 14                                     | 16,41,900              | 4500   | 27.36                                       | 27.36                      |  |                 |
| (b)                   | Central Government/ State Government(s)                                     |  |                        |  |   |                            |  |                 |
| (c)                   | Bodies Corporate  | 1                                      | 10,11,500              |  | 16.86                                       | 16.86                      |  |                 |
| (d)                   | Financial Institutions/ Banks   |  |                        |  |   |                            |  |                 |
| (e)                   | Any Others(Specify)   |  |                        |  |   |                            |  |                 |
| (e-i)                 |   |  |                        |  |   |                            |  |                 |
| (e-ii)                |   |  |                        |  |   |                            |  |                 |
|                       | <b>Sub Total(A)(1)</b>  | <b>15</b>                              | <b>26,53,400</b>       | <b>4500</b>                                  | <b>44.22</b>                                | <b>44.22</b>               |  |                 |
| 2                     | <b>Foreign</b>  |  |                        |  |   |                            |  |                 |
| a                     | Individuals (Non-Residents Individuals/ Foreign Individuals)                |  |                        |  |   |                            |  |                 |
| b                     | Bodies Corporate  |  |                        |  |   |                            |  |                 |
| c                     | Institutions  |  |                        |  |   |                            |  |                 |
| d                     | Any Others(Specify)   |  |                        |  |   |                            |  |                 |
| d-i                   |   |  |                        |  |   |                            |  |                 |
| d-ii                  |   |  |                        |  |   |                            |  |                 |
|                       | <b>Sub Total(A)(2)</b>  | <b>0</b>                               | <b>0</b>               | <b>0</b>                                     | <b>0.00</b>                                 | <b>0.00</b>                |  |                 |
|                       | <b>Total Shareholding of Promoter and Promoter Group (A)= (A)(1)+(A)(2)</b> | <b>15</b>                              | <b>26,53,400</b>       | <b>4500</b>                                  | <b>44.22</b>                                | <b>44.22</b>               |  |                 |
| (B)                   | <b>Public shareholding</b>  |  |                        |  |   |                            |  |                 |
| 1                     | <b>Institutions</b>   |  |                        |  |   |                            |  |                 |
| (a)                   | Mutual Funds/ UTI   | 4                                      | 40,800                 |  | 0.68  | 0.68                       |  |                 |
| (b)                   | Financial Institutions / Banks  | 1                                      | 100                    | 100  | 0.00  | 0.00                       |  |                 |
| (c)                   | Central Government/ State Government(s)                                     |  |                        |  |   |                            |  |                 |
| (d)                   | Venture Capital Funds   |  |                        |  |   |                            |  |                 |
| (e)                   | Insurance Companies   |  |                        |  |   |                            |  |                 |
| (f)                   | Foreign Institutional Investors   |  |                        |  |   |                            |  |                 |
| (g)                   | Foreign Venture Capital Investors   |  |                        |  |   |                            |  |                 |
| (h)                   | Any Other (specify)   |  |                        |  |   |                            |  |                 |
| (h-i)                 |   |  |                        |  |   |                            |  |                 |
| (h-ii)                |   |  |                        |  |   |                            |  |                 |
|                       | <b>Sub-Total (B)(1)</b>   | <b>5</b>                               | <b>40,900</b>          | <b>100</b>                                   | <b>0.68</b>                                 | <b>0.68</b>                |  |                 |
| <b>B 2</b>            | <b>Non-institutions</b>   |  |                        |  |   |                            |  |                 |



| Sr.No | Notes |
|-------|-------|
| 1     |       |
| 2     |       |
| 3     |       |
| 4     |       |
| 5     |       |
| 6     |       |
| 7     |       |
| 8     |       |
| 9     |       |

(I)(b) Statement showing Shareholding of persons belonging to the category  
“Promoter and Promoter Group”


| Sr. No.      | Name of the shareholder    | Total shares held |                                      |              | Shares pledged or otherwise encumbered |                 |  |
|--------------|----------------------------|-------------------|--------------------------------------|--------------|--|-----------------|--|
|              |                            | Number of shares  | As a % of grand total<br>+(B) +( C ) | (A)          | Number                                 | As a percentage |  |
| 1            | SURESH IYER                | 1,79,900          | 3.00                                 |              |  |                 |  |
| 2            | SURESH IYER                | 200               | 0.00                                 |              |  |                 |  |
| 3            | PARVATHI VAIDYANATHAN      | 2,16,000          | 3.60                                 |              |  |                 |  |
| 4            | MULTIMODE TRANS. PVT, LTD. | 10,11,500         | 16.86                                |              |  |                 |  |
| 5            | R.KALYANRAMAN              | 3,86,000          | 6.43                                 |              |  |                 |  |
| 6            | USHA REDDY                 | 3,05,400          | 5.09                                 |              |  |                 |  |
| 7            | MADHU REDDY                | 1,37,300          | 2.29                                 |              |  |                 |  |
| 8            | AMRITHA RAGHAVAN           | 1,09,100          | 1.82                                 |              |  |                 |  |
| 9            | T.RAGHAVAN SARATHY         | 1,00,200          | 1.67                                 |              |  |                 |  |
| 10           | VEENA REDDY                | 75,100            | 1.25                                 |              |  |                 |  |
| 11           | C.RAMADEVI                 | 68,800            | 1.15                                 |              |  |                 |  |
| 12           | MURALI RAMAN               | 32,300            | 0.54                                 |              |  |                 |  |
| 13           | K.S.SRIRAMAN               | 22,100            | 0.37                                 |              |  |                 |  |
| 14           | STANILA SARATHY            | 5,000             | 0.08                                 |              |  |                 |  |
| 15           | T.RAGHAVAN SARATHY         | 4,500             | 0.08                                 |              |  |                 |  |
| <b>TOTAL</b> |                            | <b>26,53,400</b>  |                                      | <b>44.22</b> |  |                 |  |

CORPORATE COURIER AND CARGO LTD


(Signature)

  
DIRECTOR


(I)(c) Statement showing Shareholding of persons belonging to the category  
“Public” and holding more than 1% of the total number of shares

| Sr. No.      | Name of the shareholder  | Number of shares | Shares as a percentage of total number of shares {i.e., Grand Total (A)+(B)+(C) indicated in Statement at para (I)(a) above} |
|--------------|--|------------------|--|
| 1            | ZEN GLOBAL FINANCE LTD.  | 1,00,000         | 1.67   |
| 2            | BHAGWANDAS P PAWANI  | 70,000           | 1.17   |
| 3            | MOHANLAL TALREJA   | 1,27,000         | 2.12   |
| 4            |  |                  |  |
| 5            |  |                  |  |
| 6            |  |                  |  |
| 7            |  |                  |  |
| 8            |  |                  |  |
| 9            | CORPORATE COURIER AND CARGO LTD  |                  |  |
| 10           | (Signature)  DIRECTOR |                  |  |
|              |  |                  |  |
|              |  |                  |  |
| <b>TOTAL</b> |  | <b>2,97,000</b>  | <b>4.96</b>  |


(I)(d) Statement showing details of locked-in shares

| Sr. No.      | Name of the shareholder  | Number of locked-in shares | Locked-in shares as a percentage of total number of shares {i.e., Grand Total (A)+(B)+(C) indicated in Statement at para (I) (a) above} |
|--------------|--|----------------------------|---|
| 1            |  |                            |   |
| 2            |  |                            |   |
| 3            |  |                            |   |
| 4            |  |                            |   |
| 5            |  |                            |   |
| 6            | CORPORATE COURIER AND CARGO LTD  |                            |   |
| 7            | <div style="display: flex; align-items: center;"> <div style="margin-right: 10px;">(Signature)</div>  <div style="margin-left: 10px;">DIRECTOR</div> </div> |                            |   |
| 8            |  |                            |   |
| 9            |  |                            |   |
|              |  |                            |   |
| <b>TOTAL</b> |  |                            |   |

(II)(a) Statement showing details of Depository Receipts (DRs)

| Sr. No.      | Type of outstanding DR (ADRs, GDRs, SDRs, etc.)  | Number of outstanding DRs | Number of shares underlying outstanding DRs | Shares underlying outstanding DRs as a percentage of total number of shares {i.e., Grand Total (A)+(B)+(C) indicated in Statement at para (I)(a) above} |
|--------------|--|---------------------------|---|---|
| 1            |  |                           |   |   |
| 2            |  |                           |   |   |
| 3            |  |                           |   |   |
| 4            |  |                           |   |   |
| 5            |  |                           |   |   |
| 6            | CORPORATE COURIER AND CARGO LTD  |                           |   |   |
| 7            | (Signature)  DIRECTOR |                           |   |   |
| 8            |  |                           |   |   |
| 9            |  |                           |   |   |
|              |  |                           |   |   |
|              |  |                           |   |   |
| <b>TOTAL</b> |  |                           |   |   |

(II)(b) Statement showing Holding of Depository Receipts (DRs), where underlying shares are in excess of 1% of the total number of shares

| Sr. No.      | Name of the DR Holder  | Type of outstanding DR (ADRs, GDRs, SDRs, etc.) | Number of shares underlying outstanding DRs | Shares underlying outstanding DRs as a percentage of total number of shares {i.e., Grand Total (A)+(B)+(C) indicated in Statement at para (I)(a) above} |
|--------------|--|---|---|---|
| 1            |  |   |   |   |
| 2            |  |   |   |   |
| 3            |  |   |   |   |
| 4            |  |   |   |   |
| 5            |  |   |   |   |
| 6            |  |   |   |   |
| 7            | CORPORATE COURIER AND CARGO LTD  |   |   |   |
| 8            | (Signature)  DIRECTOR |   |   |   |
| 9            |  |   |   |   |
|              |  |   |   |   |
|              |  |   |   |   |
| <b>TOTAL</b> |  |   |   |   |