



(1) (a) Statement showing Shareholding Pattern


Name of the Company: Corporate Couplers And Cargo Limited		BSE- ; NSF- ; Equity		
Scrip Code, Name of the scrip, class of security: 526737				
Quarter ended: 31.12.2013				
	Partly paid-up shares:-	No. of partly paid-up shares	As a % of total no. of partly paid-up shares	As a % of total no. of shares of the company
Held by Promoter / Promoter Group		0	0.0000	0.0000
Held by public		0	0.0000	0.0000
Total		0	0.0000	0.0000
	Outstanding convertible securities:-	No. of outstanding securities	As a % of total No. of outstanding convertible securities	As a % of total no. of shares of the company, assuming full conversion of the convertible securities
Held by Promoter / Promoter Group		0	0.0000	0.0000
Held by public		0	0.0000	0.0000
Total		0	0.0000	0.0000
	Warrants:-	No. of warrants	As a % of total no. of warrants	As a % of total no. of shares of the company, assuming full conversion of warrants
Held by Promoter / Promoter Group		0	0.0000	0.0000
Held by public		0	0.0000	0.0000
Total		0	0.0000	0.0000
Total paid-up capital of the company assuming full conversion of warrants and convertible securities				60000000



Category Code	Category of shareholder	Number of shareholders	Total number of shares	Number of shares held in dematerialised form	Total shareholding as a percentage of total number of		Shares pledged or otherwise encumbered	
					As a percentage of (A+B) (VI)	As a percentage of (A+B+C) (VII)	Number of shares (VIII)	As a percentage (IX) = (VIII)/(IV)*100
(I)	(II)	(III)	(IV)	(V)	(VI)	(VII)	(VIII)	(IX)
(A)	Promoter and Promoter Group							
1	Indian							
(a)	Individuals/Hindu Undivided Family	0	0	0	0.00	0.00	0.00	0.00
(b)	Central Government/State Government(s)	0	0	0	0.00	0.00	0.00	0.00
(c)	Bodies Corporate	2	2651800	0	44.20	44.20	0.00	0.00
(d)	Financial Institutions / Banks	0	0	0	0.00	0.00	0.00	0.00
(e)	Any Other (specify)	0	0	0	0.00	0.00	0.00	0.00
	Sub Total (A/1)	2	2651800	0	44.20	44.20	0.00	0.00
2	Foreign							
(a)	Individuals (Non-Resident Individuals/Foreign Individuals)	0	0	0	0.00	0.00	0.00	0.00
(b)	Bodies Corporate	0	0	0	0.00	0.00	0.00	0.00
(c)	Institutions	0	0	0	0.00	0.00	0.00	0.00
(d)	Qualified Foreign Investors	0	0	0	0.00	0.00	0.00	0.00
(e)	Any Other (specify)	0	0	0	0.00	0.00	0.00	0.00
	Sub Total (A/2)	0	0	0	0.00	0.00	0.00	0.00
	Total Shareholding of Promoter and Promoter Group (A)=(A/1)+(A/2)	2	2651800	0	44.20	44.20	0.00	0.00
(B)	Public shareholding							
1	Institutions							
(a)	Mutual Funds/UTI	3	17200	0	0.29	0.29	-	-
(b)	Financial Institutions / Banks	1	100	100	0.00	0.00	-	-
(c)	Central Government/State Government(s)	0	0	0	0.00	0.00	-	-
(d)	Venture Capital Funds	0	0	0	0.00	0.00	-	-
(e)	Insurance Companies	0	0	0	0.00	0.00	-	-
(f)	Foreign Institutional Investors	0	0	0	0.00	0.00	-	-
(g)	Foreign Venture Capital Investors	0	0	0	0.00	0.00	-	-
(h)	Qualified Foreign Investors	0	0	0	0.00	0.00	-	-




(1)	Any Other (Specify)	0	0	17300	0	0.00	0.00	-	-
	Sub Total (B) (1)	4			100	0.29	0.29		




2		Non-institutions							
(a)	Bodies Corporate	64	246133	68333	4.10	4.10	-	-	-
(b) (i)	Individuals - shareholders holding nominal share capital up to Rs 1 Lakh	10222	2565058	613458	42.75	42.75	-	-	-
(ii)	Individual shareholders holding nominal share capital in excess of Rs. 1 Lakh	14	386170	144270	6.44	6.44	-	-	-

Category code	Category of shareholder	Number of shareholders	Total number of shares	Number of shares held in dematerialised form	Total shareholding as a percentage of total number of		Shares pledged or otherwise encumbered	As a percentage (IX) = (VIII)/(IV)*100
					As a percentage of (A+B) (VI)	As a percentage of (A+B+C) (VII)		
(I)	Qualified Foreign Investors (II)	0	0	0	0.00	0.00	-	-
(c)	Any Other							
i	Non Resident Indians (Repatriation)	36	94750	1250	1.58	1.58	-	-
ii	Non Resident Indians (Non Repatriation)	3	19400	19400	0.32	0.32	-	-
iii	Market Maker	1	120	120	0.00	0.00	-	-
iv	Clearing Member	3	17569	17569	0.29	0.29	-	-
v	Hindu Undivided Family	3	1700	1700	0.03	0.03	-	-
vi	Trusts	0	0	0	0.00	0.00	-	-
	Sub Total (B)(2)	10346	3330900	866100	55.52	55.52	-	-
	Total Public Shareholding Public Group (B)=(B)(1)+(B)(2)	10350	3348200	866200	55.80	55.80	NA	NA
(G)	Total (A)+(B)	10352	6000000	866200	100.00	100.00	-	-
	Shares held by custodians and against which Depository Receipts have been issued							
i	Promoter and Promoter group	0	0	0	0.00	0.00	0.00	0.00
ii	Public	0	0	0	0.00	0.00	0.00	0.00
	Sub Total (C)	0	0	0	0.00	0.00	0.00	0.00
	GRAND TOTAL (A)+(B)+(C)	10352	6000000	866200	100.00	100.00	0.00	0.00



(1)(b) Statement showing holding of securities (including shares, warrants, convertible securities) of persons belonging to the category "Promoter and Promoter Group"

Sr. No.	Name of the shareholder	Details of Shares held			Encumbered shares			Details of warrants		Details of convertible securities		Total shares (including underlying shares assuming full conversion of warrants and convertible securities) as a % of diluted share capital
		Number of shares held	As a % of grand total (A)+(B)+(C)	No.	As a percentage (VI)=(V)/(II)*100	As a % of grand total (A)+(B)+(C) of sub-clause (I)(a)	(VII)	(VIII)	(IX)	(X)	(XI)	
1	RENAUD INFRACONS LIMITED LIABILITY PARTNERSHIP	2007400	33.46%									
2	RENAUD INFRACONS LLP	644400	10.74%									
	TOTAL	2651800	44.20%	0	0.00	0.00	0.0000					




(D)(c)(i) Statement showing holding of securities (including shares, warrants, convertible securities) of persons belonging to the category "Public" and holding more than 1% of the total number of shares


Sr. No.	Name of the shareholder	Number of shares held	Shares as a percentage of total number of shares i.e., Grand Total (A)+(B)+(C) indicated in Statement at para (I)(a) above	Details of warrants		Details of convertible securities		Total shares (including underlying shares assuming full conversion of warrants and convertible securities) as a % of diluted share capital
				Number of warrants held	As a % total number of warrants of the same class	Number of convertible securities held	% w.r.t total number of convertible securities of the same class	
1	MOHALAL TALREJA	127000	2.12					
2	ZEN GLOBAL FINANCE LIMITED	100000	1.67					
3	BHAGWANDAS P PAWANI	70000	1.17					
	TOTAL	297000	4.95					

(D)(c)(ii) Statement showing holding of securities (including shares, warrants, convertible securities) of persons (together with PAC) belonging to the category "Public" and holding more than 5% of the total number of shares of the company


Sr. No.	Name(s) of the shareholder(s) and the Persons Acting in Concert (PAC) with them	Number of shares	Shares as a percentage of total number of shares i.e., Grand Total (A)+(B)+(C) indicated in Statement at para (I)(a) above	Details of warrants		Details of convertible securities		Total shares (including underlying shares assuming full conversion of warrants and convertible securities) as a % of diluted share capital
				Number of warrants	As a % total number of warrants of the same class	Number of convertible securities held	% w.r.t total number of convertible securities of the same class	
	TOTAL	0	0.0000					



(I)(d) Statement showing details of locked-in shares			
Sr. No.	Name of the shareholder	Number of Locked in Shares	Locked-in shares as a percentage of total number of shares {i.e., Grand Total (A)+(B)+(C) indicated in Statement at para (I)(a) above}
1	NIL	NIL	NIL
TOTAL		NIL	NIL



(II)(a)	Statement showing details of Depository Receipts (DRs)			
Sr. No.	Type of outstanding DR (ADRs, GDRs, SDRs, etc.)	Number of outstanding DRs	Number of shares underlying outstanding DRs	Shares underlying outstanding DRs as a percentage of total number of shares [i.e., Grand Total (A)+(B)+(C) indicated in Statement at para (I)(a) above]
1	NIL	NIL	NIL	NIL
TOTAL		NIL	NIL	NIL



Statement showing holding of Depository Receipts (DRs), where underlying shares held by "Promoter/ Promoter Group" are in excess of 1% of the total number of shares (11) (b)

Sr. No.	Name of the DR Holder	Type of outstanding DR (ADRs, GDRs, SDRs, etc.)	Number of shares underlying outstanding DRs	Shares underlying outstanding DRs as a percentage of total number of shares [i.e., Grand Total (A)+(B)+(C) indicated in Statement at para (1)(a) above]
1	NIL	NIL	NIL	NIL
	TOTAL	NIL	NIL	NIL

